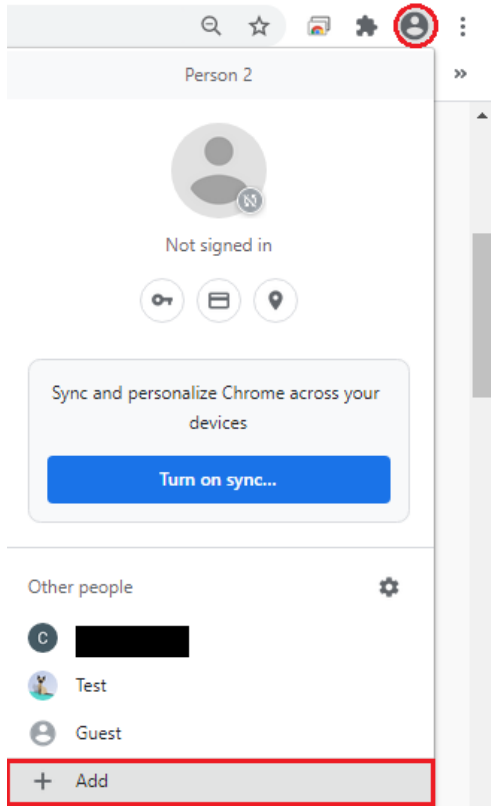


## Accessing Clever

Please follow the instructions below if you are having issues accessing Clever. If you're logged into your personal Google account please either log out or add new account. The personal account will interfere with the Newman login this is because the Newman account is tied to its own Google account.



Then sign into the account

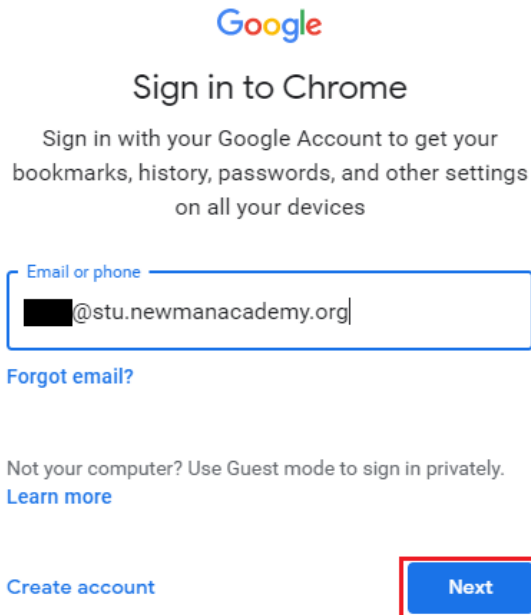
Set up your browser in a few simple steps

# Make Chrome your own

[Get Started](#)

[Already a Chrome user? Sign in](#)

Enter the email and password.



Google

## Sign in to Chrome

Sign in with your Google Account to get your bookmarks, history, passwords, and other settings on all your devices

Email or phone

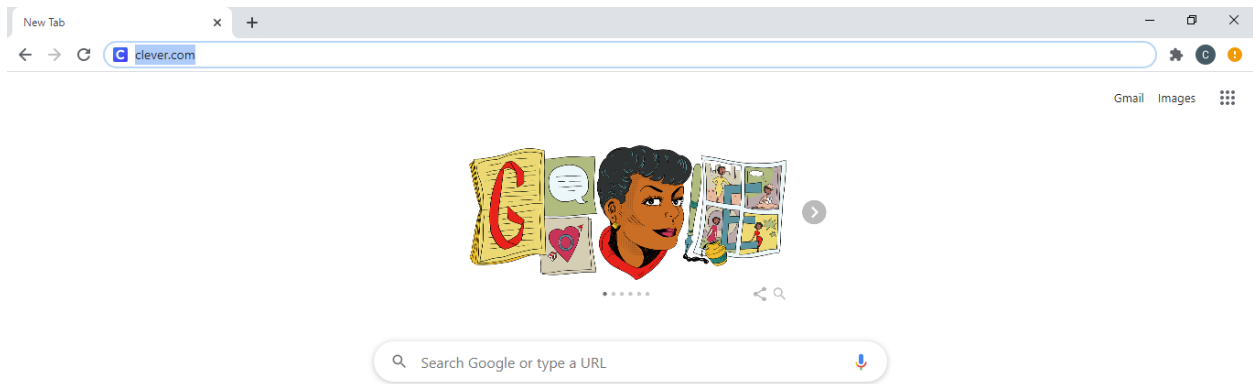
[Forgot email?](#)

Not your computer? Use Guest mode to sign in privately. [Learn more](#)

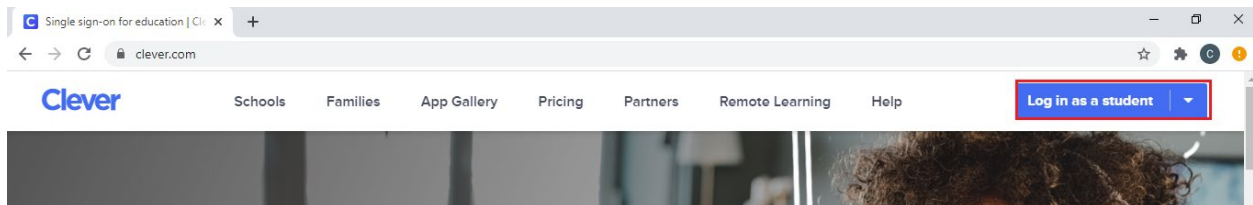
[Create account](#) [Next](#)

It'll direct you to a Microsoft sign in page after inputting your login information. On the Microsoft page you'll have to input the same information again, after that it'll prompt you to change your password. Confirm and update your password. If all you followed the steps all the way through you should now be successfully logged into the Student Google Account.

Next, go to the address bar and type in Clever.com





Once at the Clever page click Log in as student in the top right corner.



Type the name of the school/campus

# Log in

Search for your school

  
  
[Clever Badge log in](#)  
[Parent/guardian log in](#)  
[District admin log in](#)

Select Log in with your Newman Email account and choose the correct account from the list. This should allow you access into the Clever dashboard.

## Newman International Academy


[Not your district?](#)

**Hints for logging in with Google**


Username hint:

Students - Initials and the last 6 of your Student ID.

Example -  
ie123456@stu.newmanacademy.org





Log in with your Newman Email account.



Secondary login method for your Newman Email account.

Having trouble? [Get help logging in!](#)

  
  
[Clever Badge log in](#)  
[Parent/guardian log in](#)  
[District admin log in](#)

 Sign in with Google

## Choose an account

to continue to [clever.com](https://clever.com)



---

 Use another account

---

To continue, Google will share your name, email address, language preference, and profile picture with [clever.com](https://clever.com). Before using this app, you can review [clever.com's privacy policy](#) and [terms of service](#).